



Year 1 Phonics Screening Information Evening

What Is Phonics?

Children begin to learn phonics (sounds) in Early Years, both Nursery and Reception.

Once children begin learning sounds, they use this knowledge to read and spell words. Children can then see the purpose of learning sounds. For this reason, the first initial sounds that are taught are 's', 'a', 't', 'p', 'i', 'n'.

These can immediately be blended for reading to make simple CVC words (consonant, vowel, consonant) e.g. sat, pin. Children then develop segmenting for writing skills; breaking the word into sounds to spell it out.



What is the Phonics Screening Check?

Children in Year 1 throughout the country will all be taking part in a phonics screening check during the same week in June. Children in Year 2 will also take the check if they did not achieve the required result when in Year 1 or they have not taken the test before.

Headteachers should decide whether it is appropriate for each of their pupils to take the phonics screening check. The phonics screening check is designed to confirm whether individual children have learnt phonic decoding and blending skills to an appropriate standard.



Year 1 Phonics Screening

MP national curriculum assessments

Key Stage One


The phonics screen will take place the week commencing **10th June 2024**. It would be helpful if holidays and appointments were avoided during this time. If a child is absent during this week it will count as a fail.

Your child will read real words and alien words.





During the screening Teachers will check their answers are phonetically correct.





The children have 40 words to read.

Year One Phonics Screen



Year 1 phonics screening

Practice sheet: Real words	Practice sheet: Pseudo words
in	ot 
at	vap 
beg	osk 
sum	ect 

voo	
jound	
terg	
fape	

Please be aware that these resources are not endorsed by the Standards and Testing Agency or the DfE. These are created as **practice aids only** and cannot be used during the Year 1 phonics screening.

Year 1 Phonics Screening

MP national curriculum assessments

Key Stage One

We will not be calling it a test, the children will think it is a phonics game.

Please do not tell your children they have a phonics test.

As part of the Little Wandle scheme we complete half-termly phonics quizzes with the children so they will be well prepared to sit and read through a paper with us.

Year One Phonics Screen



Year 1 Phonics Screening

MP national curriculum assessments

Key Stage One

The check should only take **5 minutes**.

After the checks have been completed the papers will be collected and kept securely in school.

Teacher's will then wait to find out the pass mark.

Once we have this information we will share it with you in your **child's end of year report**.

Previously the pass mark has been 32/40.

Year One Phonics Screen



How Can I Help My Child at Home?

- Play lots of sound and listening games with your child.
- Read as much as possible to and with your child.
- Encourage and praise – get them to have a ‘good guess’.
- If your child is struggling to decode a word, help them by encouraging them to say each sound in the word from left to right.
- Blend the sounds by pointing to each one, e.g. /c/ in cat, /p/ in pat, /ng/ in sing, /ee/ in been. Next move your finger under the whole word as you say it.
- Discuss the meaning of words if your child does not know what they have read.

Year 1 Phonics Screening

MP national curriculum assessments

Key Stage One

Please do not worry if your child does not pass this check in Year 1. **Some children are just not ready** for the check in Year 1 despite the work that has been taking place. **Each child is individual** and we support their needs on their journey through the phonics program.

They will have another chance to retake a screening check in Year 2.

Year One Phonics Screen

